



District Report Card: 2017


State: Nagaland	District: Peren
Class: 8	Subject: Mathematics
Schools: 22	Students: 359


Participation/Coverage


Students

<div>GENDER</div> <div></div>	Boys		Girls	
	Number	%	Number	%
	158	44.01	201	55.99

<div>AREA</div> <div></div>	Rural		Urban	
	Number	%	Number	%
	320	89.14	39	10.86

<div>CATEGORY</div> <div></div>	SC		ST		OBC		GEN	
	Number	%	Number	%	Number	%	Number	%
	1	0.28	337	93.87	12	3.34	9	2.51

<div>CWSN</div> <div></div>	LD	VI	HI	S&LD	ID	Oth
	3	2	1	10	0	0

<div>Management</div> <div></div>	Government		Government-aided	
	Number	%	Number	%
	359	100.00	0	0.00

Average Performance of Students in Mathematics (%)

Overall	Gender		Area		Management		Social Group			
	Male	Female	Rural	Urban	Govt.	Aided	SC	ST	OBC	GEN
32.92	33.16	32.74	33.58	27.52	32.92	0.00	20.00	33.43	26.11	24.44

Performance on Learning Outcomes (LOs)

Learning Outcomes	Description	Average Performance(%)
M601	Solves problems involving large numbers by applying appropriate operations	28.98
M606	Solves problems on daily life situations involving addition and subtraction of fractions / decimals	22.73
M620	Finds out the perimeter and area of rectangular objects in the surroundings like floor of the class room, surfaces of a chalk box etc.	22.24
M621	Arranges given/collected information in the form of table, pictograph and bar graph and interprets them	23.86
M702	Interprets the division and multiplication of fractions	30.64
M705	Solves problems related to daily life situations involving rational numbers	42.06
M706	Uses exponential form of numbers to simplify problems involving multiplication and division of large numbers	19.67
M707	Adds/subtracts algebraic expressions	32.31
M710	Solves problems related to conversion of percentage to fraction and decimal and vice versa	30.60
M717	Finds out approximate area of closed shapes by using unit square grid/graph sheet	22.73
M719	Finds various representative values for simple data from her/his daily life contexts like mean, median and mode	47.10
M721	Interprets data using bar graph	53.01
M801	Generalizes properties of addition, subtraction, multiplication and division of rational numbers through patterns	18.58
M802	Finds rational numbers between two given rational numbers	29.51
M803	Proves divisibility rules of 2, 3, 4, 5, 6, 9 and 11	40.34
M804	Finds squares, cubes, square roots and cube roots of numbers using different methods	28.96
M808	Uses various algebraic identities in solving problems of daily life	45.36
M812	Verifies properties of parallelogram and establishes the relationship between them through reasoning	26.73
M818	Finds surface area and volume of cuboidal and cylindrical object	25.14
M819	Draws and interprets bar charts and pie charts	49.86

Range of Performance of Students who Answered Correctly							
Below 30%		30% - 50%		50% - 75%		Above 75%	
Number	%	Number	%	Number	%	Number	%
177	49.30	130	36.21	48	13.37	4	1.11

Lowest Performing Learning Outcomes (LOs)

1 - Generalizes properties of addition, subtraction, multiplication and division of rational numbers through patterns (18.58)

2 - Uses exponential form of numbers to simplify problems involving multiplication and division of large numbers (19.67)

- 3 - Finds out the perimeter and area of rectangular objects in the surroundings like floor of the class room, surfaces of a chalk box etc. (22.24)
- 4 - Finds out approximate area of closed shapes by using unit square grid/graph sheet (22.73)
- 5 - Solves problems on daily life situations involving addition and subtraction of fractions / decimals (22.73)